



**American Association of Poison Control Centers**

**Electronic Cigarettes and Liquid Nicotine Data**  
*January 31, 2016*

These numbers reflect the closed human exposures to e-cigarettes and liquid nicotine reported to poison centers as of January 31, 2016. The numbers may change as cases are closed and additional information is received.

Year	Number of Cases
2011	271
2012	460
2013	1,543
2014	3,783
2015	3,073
2016 Through January 31	169

2016 by Month	Number of Cases
January 2016	169
February 2016	
March 2016	
April 2016	
May 2016	
June 2016	
July 2016	
August 2016	
September 2016	
October 2016	
November 2016	
December 2016	
<b>Total</b>	<b>169</b>

*Information continues on next page.*

2015 by Month	Number of Cases
January 2015	374
February 2015	258
March 2015	318
April 2015	296
May 2015	267
June 2015	231
July 2015	252
August 2015	224
September 2015	243
October 2015	232
November 2015	203
December 2015	175
<b>Total</b>	<b>3,073</b>

2014 by Month	Number of Cases
January 2014	196
February 2014	229
March 2014	305
April 2014	421
May 2014	382
June 2014	357
July 2014	365
August 2014	384
September 2014	295
October 2014	287
November 2014	263
December 2014	299
<b>Total</b>	<b>3,783</b>

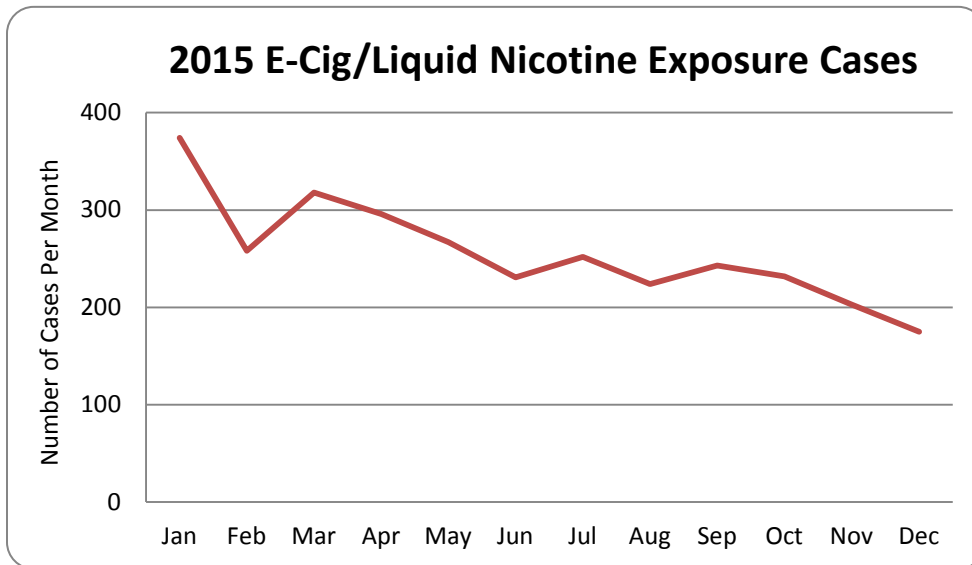
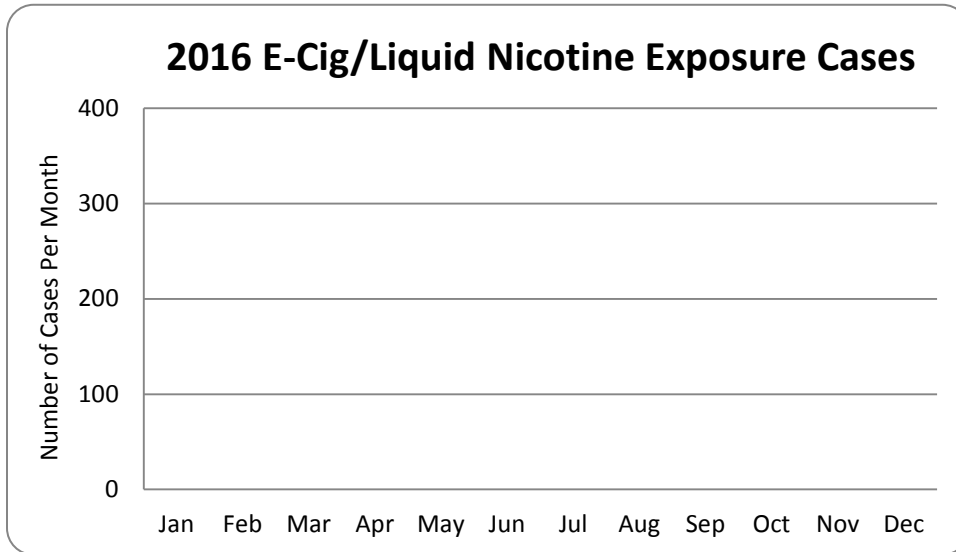
2013 by Month	Number of Cases
January 2013	80
February 2013	80
March 2013	85
April 2013	96
May 2013	111
June 2013	132
July 2013	147
August 2013	142
September 2013	159
October 2013	156
November 2013	178
December 2013	177
<b>Total</b>	<b>1,543</b>

2012 by Month	Number of Cases
January 2012	42
February 2012	28
March 2012	38
April 2012	40
May 2012	34
June 2012	44
July 2012	33
August 2012	40
September 2012	35
October 2012	40
November 2012	40
December 2012	46
<b>Total</b>	<b>460</b>

2011 by Month	Number of Cases
January 2011	20
February 2011	12
March 2011	23
April 2011	14
May 2011	15
June 2011	27
July 2011	23
August 2011	22
September 2011	23
October 2011	33
November 2011	30
December 2011	29
<b>Total</b>	<b>271</b>

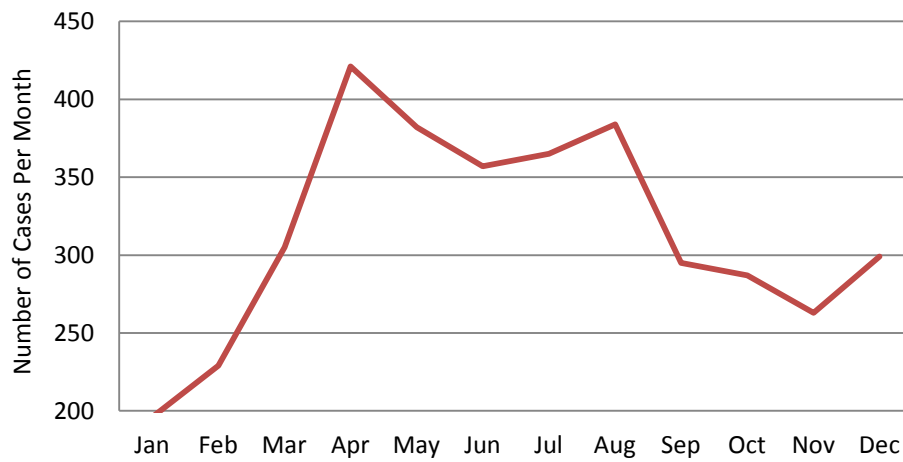
**Please note:** American Association of Poison Control Center data for this year and last is considered preliminary because it is possible that a poison center may update a case anytime during the year if new information is obtained. In the fall of each year, the data for the previous year is locked, and no additional changes are made.

The term “exposure” means someone has had contact with the substance in some way; for example, ingested, inhaled, absorbed by the skin or eyes, etc. Not all exposures are poisonings or overdoses.

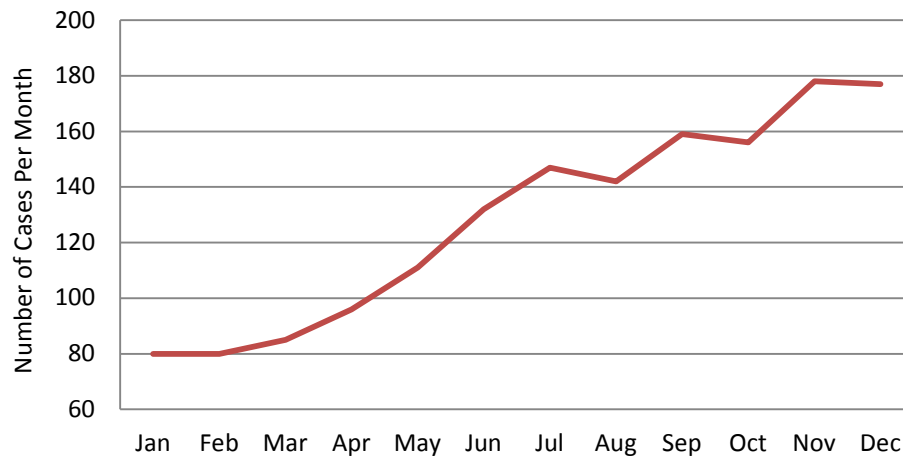


*Information continues on next page*

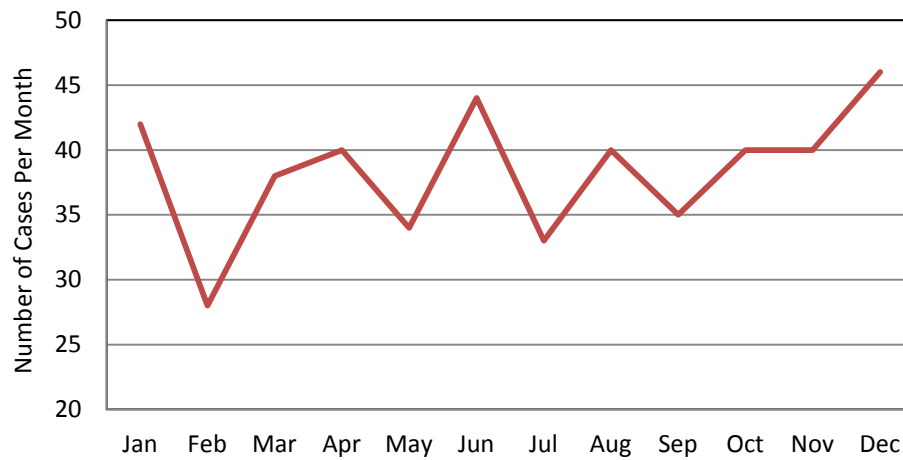
### 2014 E-Cig/Liquid Nicotine Exposure Cases



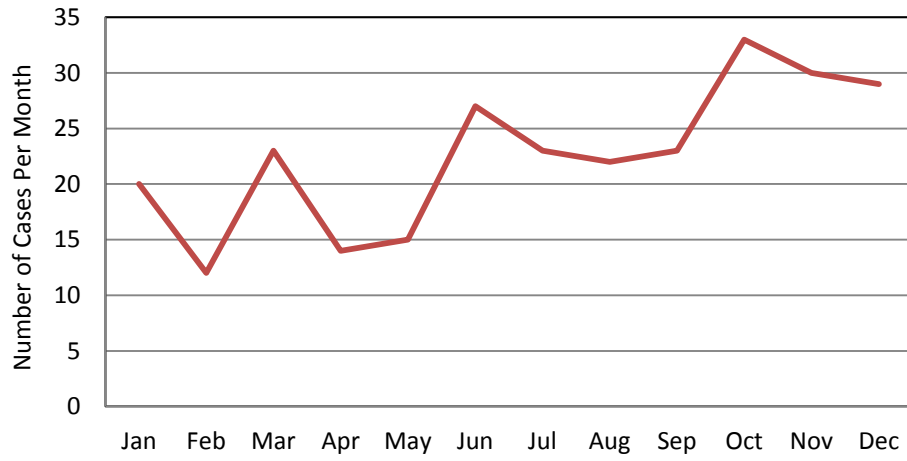
### 2013 E-Cig/Liquid Nicotine Exposure Cases



### 2012 E-Cig/Liquid Nicotine Exposure Cases



### 2011 E-Cig/Liquid Nicotine Exposure Cases



- END -