



American Association of Poison Control Centers

Electronic Cigarettes and Liquid Nicotine Data
January 31, 2018

These numbers reflect the closed human exposures to e-cigarettes and liquid nicotine reported to poison centers as of January 31, 2018. The numbers may change as cases are closed and additional information is received.

Year	Number of Cases
2011	271
2012	460
2013	1,543
2014	4,024
2015	3,774
2016	2,886
2017	2,454
2018	237

2018 by Month	Number of Cases
January 2018	237
February 2018	
March 2018	
April 2018	
May 2018	
June 2018	
July 2018	
August 2018	
September 2018	
October 2018	
November 2018	
December 2018	
Total	237

2017 by Month	Number of Cases
January 2017	196
February 2017	200
March 2017	196
April 2017	218
May 2017	216
June 2017	201
July 2017	202
August 2017	200
September 2017	172
October 2017	228
November 2017	202
December 2017	223
Total	2,454

Information continues on next page.

2016 by Month	Number of Cases
January 2016	253
February 2016	259
March 2016	245
April 2016	224
May 2016	285
June 2016	275
July 2016	279
August 2016	251
September 2016	209
October 2016	198
November 2016	202
December 2016	206
Total	2,886

2015 by Month	Number of Cases
January 2015	433
February 2015	315
March 2015	370
April 2015	361
May 2015	324
June 2015	281
July 2015	305
August 2015	279
September 2015	308
October 2015	273
November 2015	250
December 2015	245
Total	3,744

2014 by Month	Number of Cases
January 2014	223
February 2014	244
March 2014	323
April 2014	441
May 2014	398
June 2014	370
July 2014	378
August 2014	411
September 2014	307
October 2014	311
November 2014	292
December 2014	326
Total	4,024

2013 by Month	Number of Cases
January 2013	80
February 2013	80
March 2013	85
April 2013	96
May 2013	111
June 2013	132
July 2013	147
August 2013	142
September 2013	159
October 2013	156
November 2013	178
December 2013	177
Total	1,543

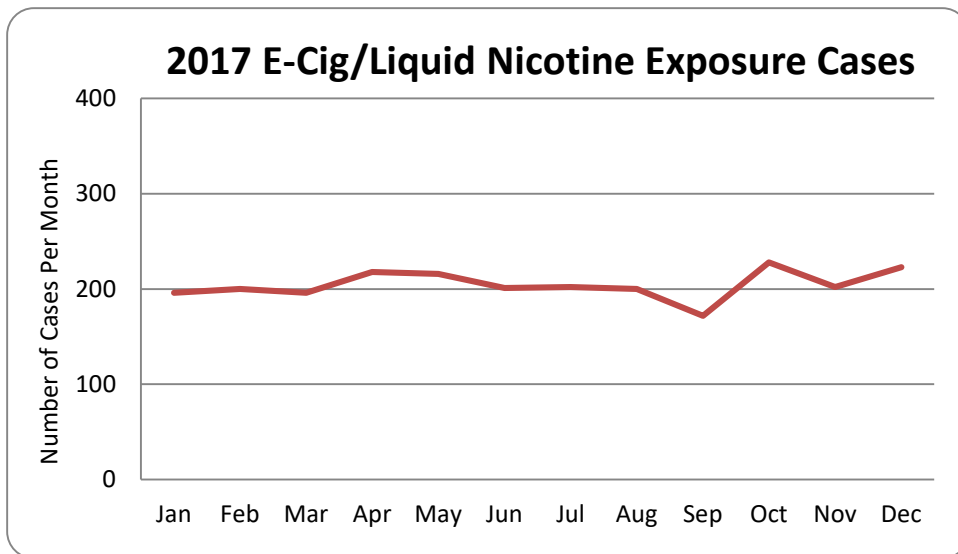
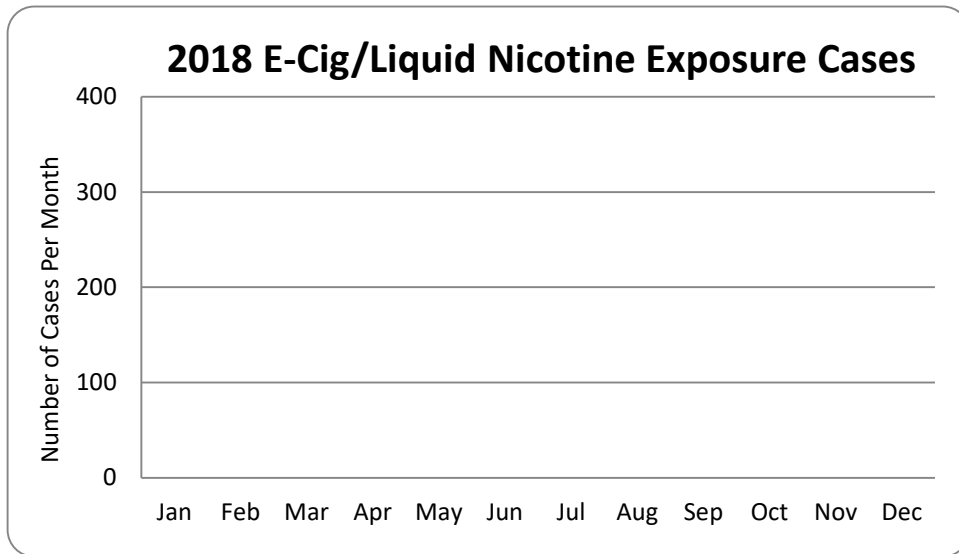
2012 by Month	Number of Cases
January 2012	42
February 2012	28
March 2012	38
April 2012	40
May 2012	34
June 2012	44
July 2012	33
August 2012	40
September 2012	35
October 2012	40
November 2012	40
December 2012	46
Total	460

2011 by Month	Number of Cases
January 2011	20
February 2011	12
March 2011	23
April 2011	14
May 2011	15
June 2011	27
July 2011	23
August 2011	22
September 2011	23
October 2011	33
November 2011	30
December 2011	29
Total	271

AAPCC makes every attempt to ensure that the publicly available data on AAPCC.org is timely and accurate. Additionally, AAPCC continuously works to update the AAPCC Generic Code structure to better serve the surveillance and coding needs of our members. Please note that the increased e-cigarette numbers reflect recent changes to the e-cigarette generic code hierarchy. This update may affect the number of e-cigarette cases reported from January 2011 through December 2016.

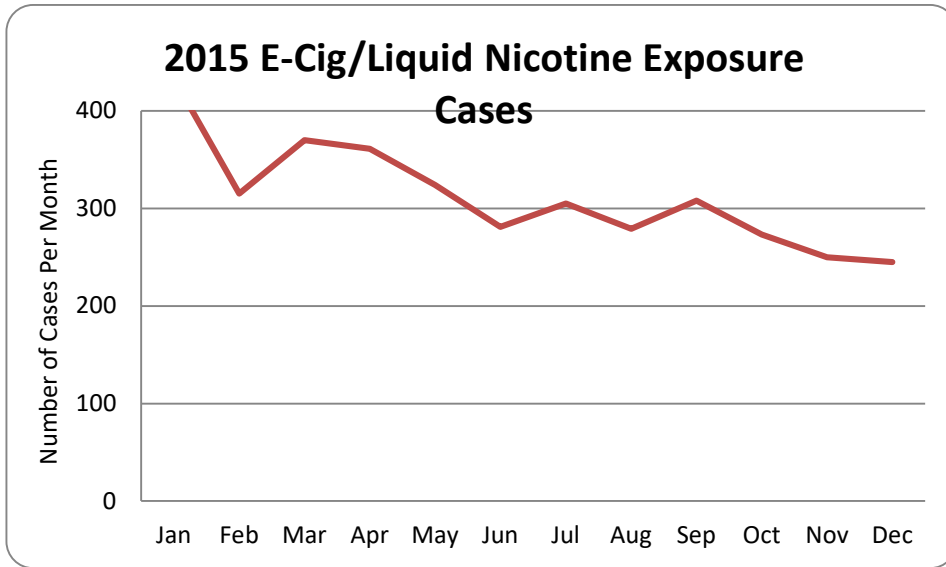
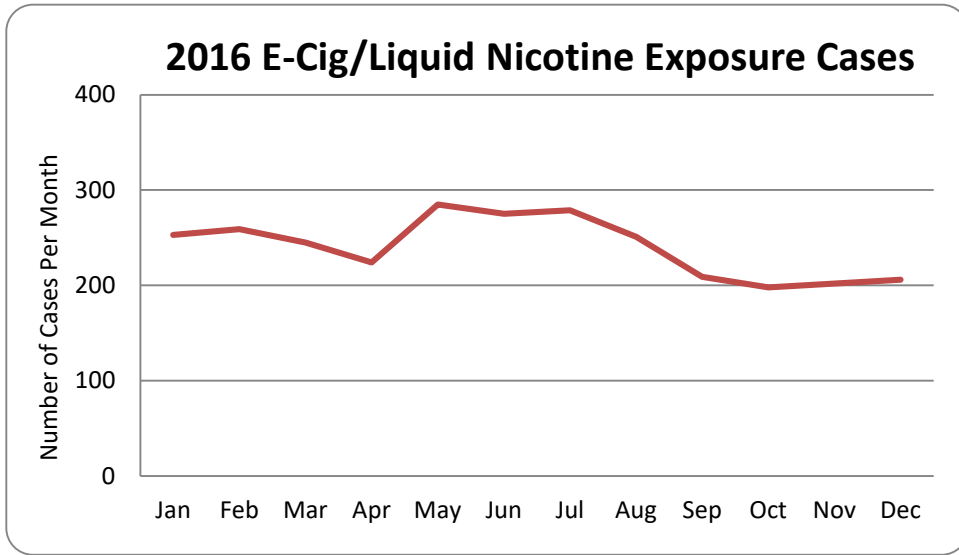
Please note: American Association of Poison Control Center data for this year and last is considered preliminary because it is possible that a poison center may update a case anytime during the year if new information is obtained. In the fall of each year, the data for the previous year is locked, and no additional changes are made.

The term “exposure” means someone has had contact with the substance in some way; for example, ingested, inhaled, absorbed by the skin or eyes, etc. Not all exposures are poisonings or overdoses.



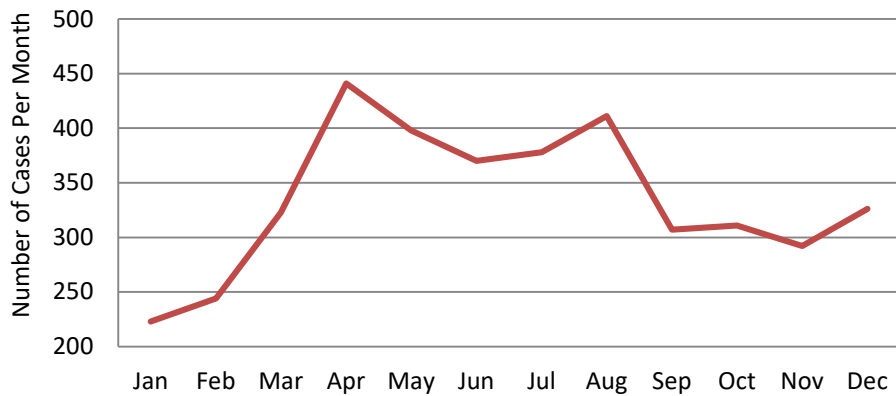
Information continues on next page.

AAPCC makes every attempt to ensure that the publicly available data on AAPCC.org is timely and accurate. Additionally, AAPCC continuously works to update the AAPCC Generic Code structure to better serve the surveillance and coding needs of our members. Please note that the increased e-cigarette numbers reflect recent changes to the e-cigarette generic code hierarchy. This update may affect the number of e-cigarette cases reported from January 2011 through December 2016.

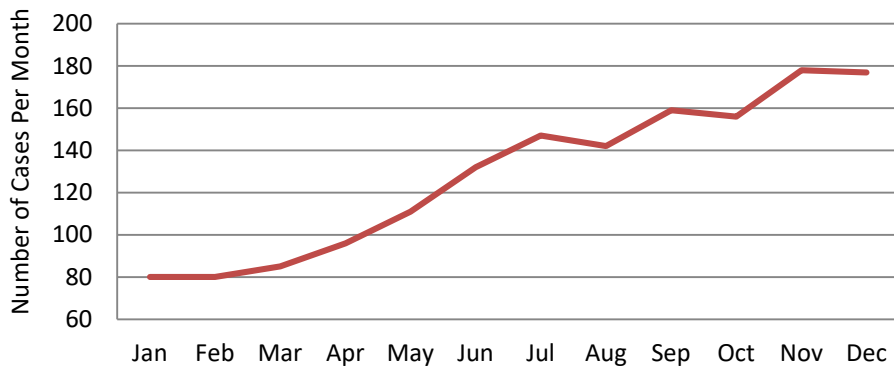


AAPCC makes every attempt to ensure that the publicly available data on AAPCC.org is timely and accurate. Additionally, AAPCC continuously works to update the AAPCC Generic Code structure to better serve the surveillance and coding needs of our members. Please note that the increased e-cigarette numbers reflect recent changes to the e-cigarette generic code hierarchy. This update may affect the number of e-cigarette cases reported from January 2011 through December 2016.

2014 E-Cig/Liquid Nicotine Exposure Cases

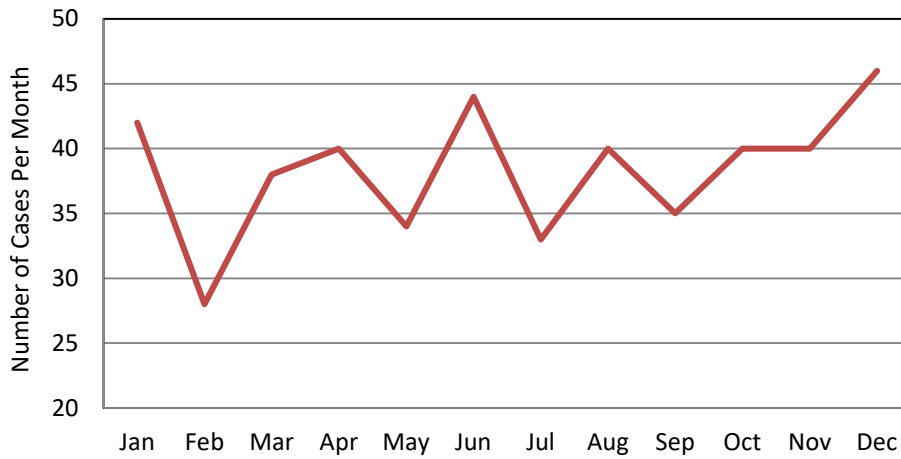


2013 E-Cig/Liquid Nicotine Exposure Cases

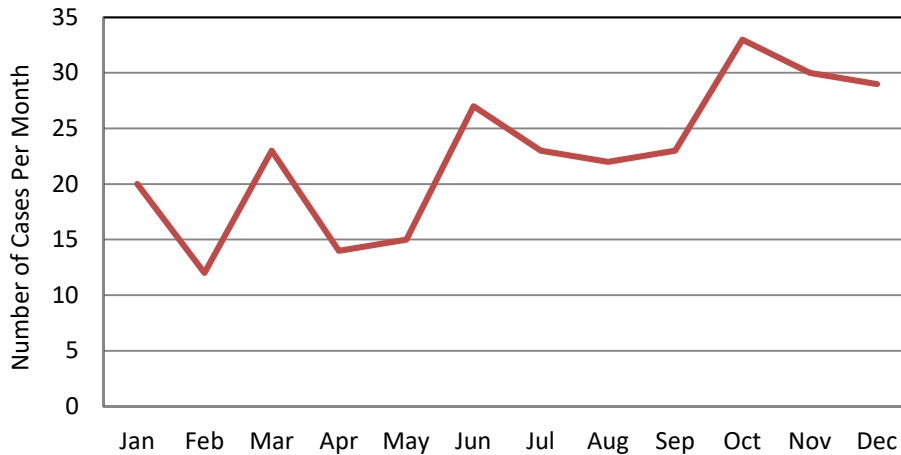


AAPCC makes every attempt to ensure that the publicly available data on AAPCC.org is timely and accurate. Additionally, AAPCC continuously works to update the AAPCC Generic Code structure to better serve the surveillance and coding needs of our members. Please note that the increased e-cigarette numbers reflect recent changes to the e-cigarette generic code hierarchy. This update may affect the number of e-cigarette cases reported from January 2011 through December 2016.

2012 E-Cig/Liquid Nicotine Exposure Cases



2011 E-Cig/Liquid Nicotine Exposure Cases



– END –

AAPCC makes every attempt to ensure that the publicly available data on AAPCC.org is timely and accurate. Additionally, AAPCC continuously works to update the AAPCC Generic Code structure to better serve the surveillance and coding needs of our members. Please note that the increased e-cigarette numbers reflect recent changes to the e-cigarette generic code hierarchy. This update may affect the number of e-cigarette cases reported from January 2011 through December 2016.