



American Association of Poison Control Centers

Synthetic Marijuana Data
November 30, 2013

These numbers reflect the closed human exposures to synthetic marijuana (THC homologs) reported to poison centers as of Nov. 30, 2013. The numbers may change as cases are closed and additional information is received.

Year	Number of Cases
2010	2,906
2011	6,968
2012	5,230
2013 (As of Nov. 30, 2013)	2,436

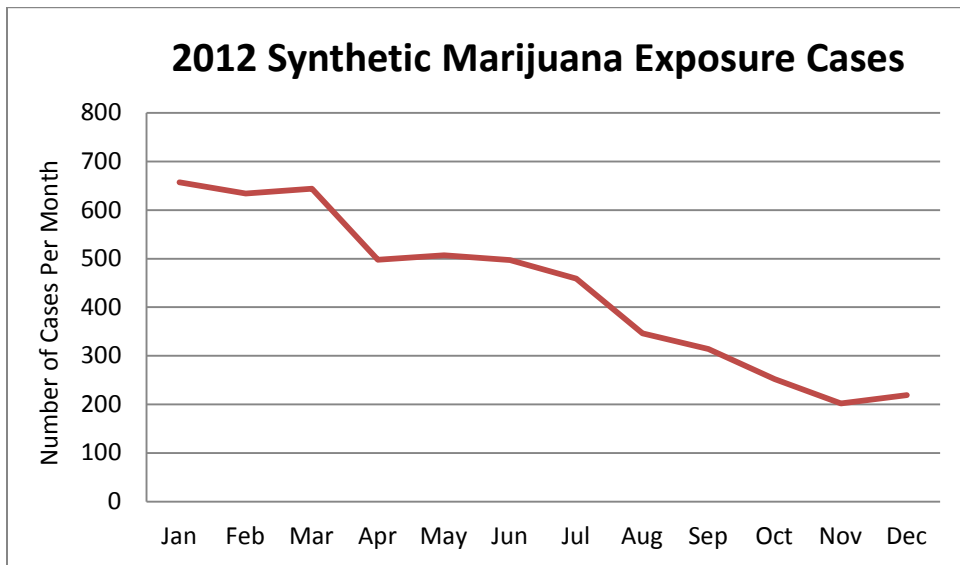
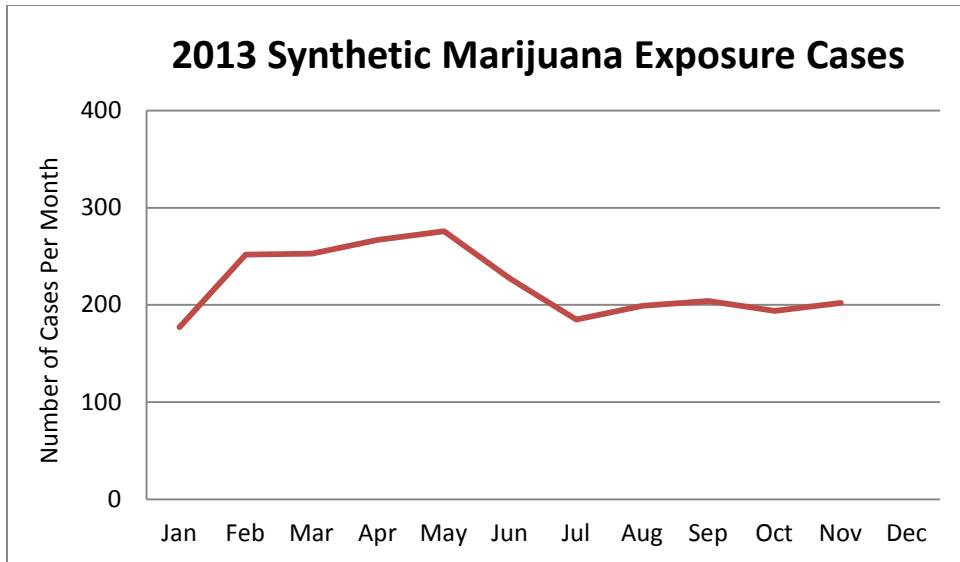
2013 by Month	Number of Cases
January 2013	177
February 2013	252
March 2013	253
April 2013	267
May 2013	276
June 2013	227
July 2013	185
August 2013	199
September 2013	204
October 2013	194
November 2013	202
December 2013	
Total	2,436

2012 by Month	Number of Cases
January 2012	657
February 2012	634
March 2012	644
April 2012	498
May 2012	507
June 2012	497
July 2012	459
August 2012	346
September 2012	315
October 2012	252
November 2012	202
December 2012	219
Total	5,230

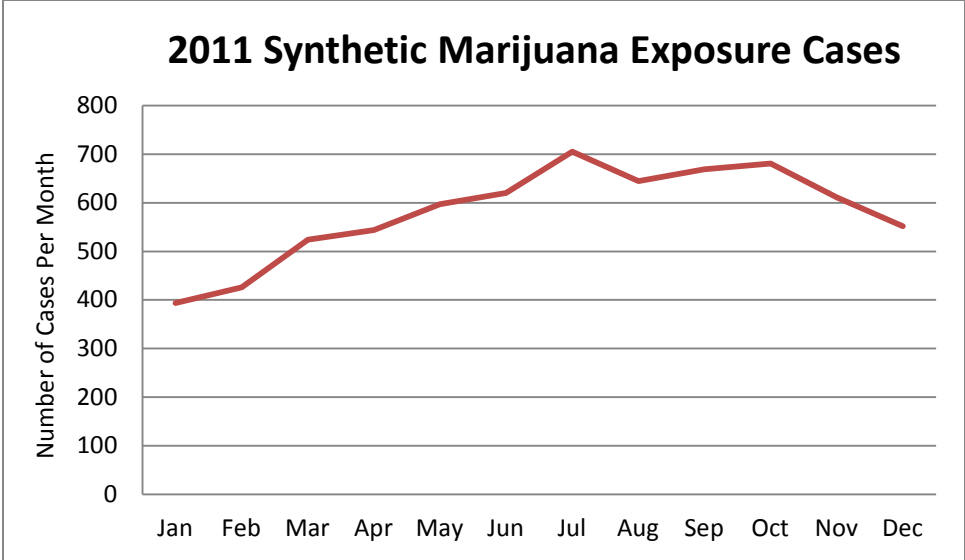
Information continues on next page.

Please note: American Association of Poison Control Center data for this year and last is considered preliminary because it is possible that a poison center may update a case anytime during the year if new information is obtained. In the fall of each year, the data for the previous year is locked, and no additional changes are made.

The term “exposure” means someone has had contact with the substance in some way; for example, ingested, inhaled, absorbed by the skin or eyes, etc. Not all exposures are poisonings or overdoses.



Information continues on next page.



- END -