

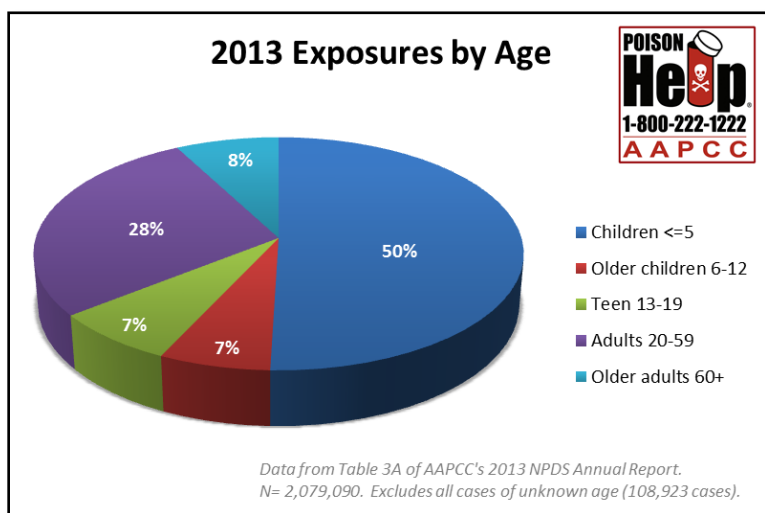


Poison Center Data Snapshot - 2013

Overview of the 2013 Annual Report of the American Association of Poison Control Centers' National Poison Data System¹

Poisoning is the leading cause of injury-related death in the U.S.² In 2013, there were 57 poison centers serving 320 million people nationwide. Poison centers managed 3.1 million cases, 2.2 million of which were about people coming into contact with dangerous or potentially dangerous substances (“exposures”).

The American Association of Poison Control Centers (AAPCC) maintains the National Poison Data System (NPDS). Developed in 1983, NPDS contains more than 60 million poison exposures managed over the telephone by U.S. poison centers. NPDS is the only comprehensive, near real-time poisoning surveillance database in the U.S.



WHO?

Who calls the poison center?

Poison centers take calls from and manage cases about people of all ages and offer service in 150 languages. In 2013 just under half of exposure cases managed by poison centers involved children younger than six, but as in previous years the more serious cases occurred in adolescents and adults.

When someone calls the poison center, who answers the phone? Poison center cases are managed by *experts* – doctors, nurses, and pharmacists who have extensive medical training in poison prevention and treatment.

WHAT?

About what kinds of things do people call the poison center? In 2013, almost half of poison exposures involved medications, or pharmaceuticals.³ Other exposures were to household or automotive products, plants, mushrooms, pesticides, animal bites and stings, and many other things (nonpharmaceuticals).

| Top 5 Human Exposure Substance Categories By Age Group, 2013 | | | | | | | | | |
|--|--------|--------------------------------------|--------|--------------------------------------|-------|--|--------|--|-------|
| All human exposures * | | Young children (<6 yrs)** | | Older children (6-12 yrs)** | | Teens (13-19 yrs)** | | Adults (>19 yrs)** | |
| | | (n= 1,019,297) | | (n= 127,569) | | (n= 122,557) | | (n= 581,432) | |
| Analgesics | 11.54% | Cosmetics and Personal Care Products | 14.52% | Foreign Bodies, Toys, and Misc | 8.78% | Analgesics | 18.35% | Analgesics | 9.55% |
| Cosmetics and Personal Care Products | 7.74% | Household Cleaning Substances | 10.75% | Cosmetics and Personal Care Products | 7.11% | Antidepressants | 7.24% | Household Cleaning Substances | 7.87% |
| Household Cleaning Substances | 7.60% | Analgesics | 9.55% | Analgesics | 6.64% | Cold and Cough Preparations | 5.57% | Bites and Envenomations | 6.15% |
| Sedatives, Hypnotics, and Antipsychotics | 5.73% | Foreign Bodies, Toys, and Misc | 7.20% | Antihistamines | 5.43% | Sedatives, Hypnotics, and Antipsychotics | 5.56% | Sedatives, Hypnotics, and Antipsychotics | 5.73% |
| Antidepressants | 4.20% | Topical Preparations | 6.45% | Vitamins | 5.21% | Household Cleaning Substances | 5.17% | Pesticides | 5.71% |

** Based on total case mentions, table 22. ** Based on single substance exposures, table 22. Single substance exposures account for 89% of all human exposure cases. All data from AAPCC's 2013 NPDS Annual Report.*

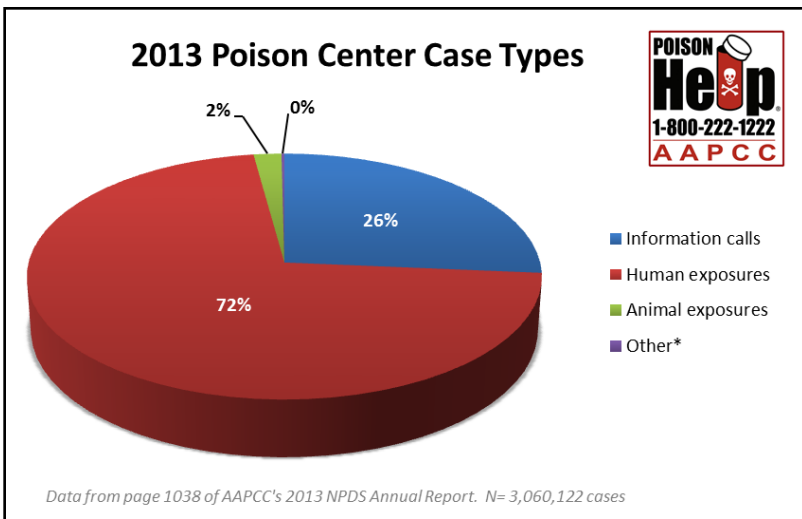
WHEN?

When do people call the poison center? Experts answer calls to the poison center 24 hours a day, 7 days a week, every day of the year. In 2013, on average poison centers managed a new case every 10 seconds! Similar to other years, in 2013 higher call volumes were observed in the warmer months.



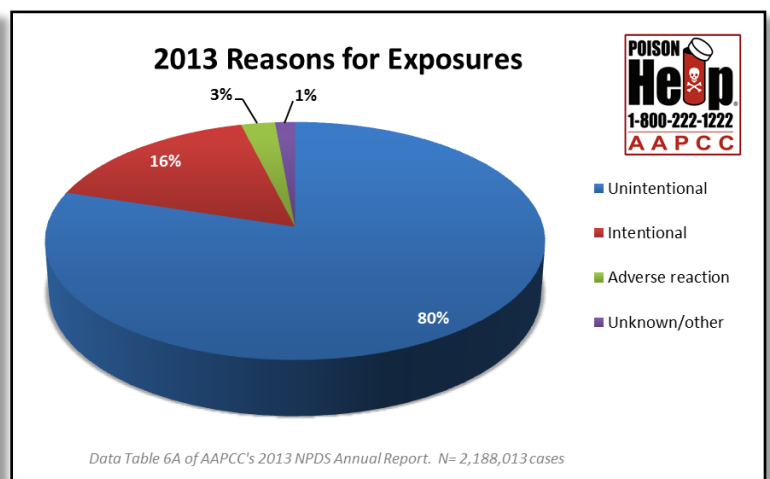
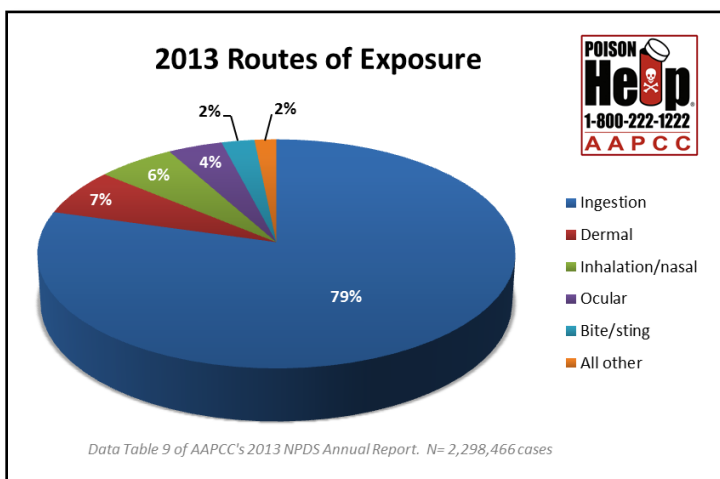
WHERE?

Where do the most poison exposures occur? In 2013, 93% of human exposures occurred at a residence, but they can also occur in the workplace, schools, healthcare facilities, and others. About 70% of the 2.2 million poison emergency cases reported to poison centers were treated at home, saving millions of dollars in medical expenses. In fact, poison centers save Americans more than \$1.8 billion every year in medical costs and lost productivity!⁴



WHY?

Why do people call the poison center? People call the poison center when they think they may have been exposed to something poisonous. People also call the poison center for information about medications, pesticide use, workplace chemicals, bites and stings, and many more topics. In 2013, almost 80% of poison exposures involved people who swallowed a drug or potential poison. However, people were also exposed through the lungs, skin, eyes, and in other ways. Most poison exposures were unintentional (80%). Poison centers also received calls about other types of poisonings: medication side effects, substance abuse, malicious poisonings, and suicide attempts.



To locate your local poison center call 1(800) 222-1222 or visit <http://www.aapcc.org/centers/>. Interested in more detailed poison center data? Visit <http://www.aapcc.org/data-system/>.

¹ Mowry JB, Spyker DA, Cantilen LR Jr, McMillan N, Ford M. 2013 Annual Report of the American Association of Poison Control Centers' National Poison Data System (NPDS): 31st Annual Report. Clin Toxicol (Phila). 2014 Dec;52(10):1032-283. <http://bit.ly/1yHFSow>

² Warner M, Chen LH, Makuc DM, Anderson RN, Miniño AM. Drug poisoning deaths in the United States, 1980-2008. NCHS Data Brief. 2011 Dec;(81):1-8.

³ From Table 22 – 52% of single-substance exposures involved nonpharmaceuticals and 48% involved pharmaceuticals. Single-substance exposures comprise 89% of all human exposures.

⁴ The Lewin Group, Inc. Final Report on the Value of the Poison Center System. 2012. <http://bit.ly/1ANfdnt>